






Video

Art. Nr.: 7202763


Montagewerkzeug / workshop tool
BOSCH Locknut Spider Active (2017) SN.63-W




1. Führung einschrauben
screw in the guide



2. Rechtsgewinde
right-hand thread




3. ziehen
pull




4. dreh rechts
turn right




5. Verzahnung einrasten
lock




6. Werkzeug verwenden, dreh rechts
use tool, turn right




7. ziehen
pull




8. dreh links
turn left



9. Mutter abdrehen
remove the nut




10.



11.

CLOSE 25-30 Nm



Bei Montage Drehmoment beachten!
Pay attention to torque!

optional



Werkzeughalter snap.in
toolholder snap.in

